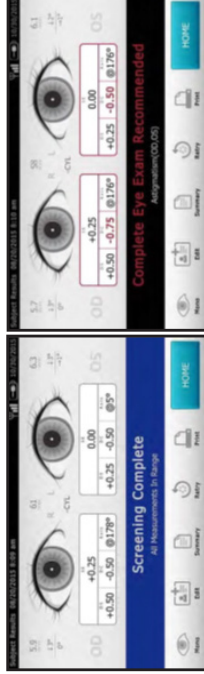


Children's Results

Parents are provided with individualised and confidential results, confirming their child's vision is within normal range or whether any potential issues were identified. For those needing further assessment it is recommended that their child visit an Optometrist for a full eye examination.



Example of Results

Optometrist

A full eye exam with an optometrist will take approximately 30 minutes. It attracts a medicare rebate and does not require a referral.



F P
EYE EXAM

L P E D
P E C F O
E O F C Z P

80% of learning is processed through the eyes

Vision problems have a profound effect on a child's confidence and development

Lions Eye Health Program

Helping children see clearly

Follow Us

 facebook.com/lions-eye-health-program-australia

Contact Us

PO Box 433
Wahroonga NSW 2076
1800 010 234
enquiries@lehp.org.au



Lions Eye Health Program
Australia

Children's Vision Screening

lehp.org.au

Community Screening Program

Lions Eye Health Program, children's vision screening program is the most comprehensive screening initiative available in Australia.

Screening is conducted free of charge to any school, sporting club or community group.

It is conducted by fully trained, insured and working with children accredited Lions volunteers.

The program is funded by generous grants received from Lions Club International Foundation and voluntary donations received from various Lions Clubs throughout Australia.

Technical support and guidance is provided by the Centre for Eye Health.

Children's Vision

1 in **5**

Children have an undetected vision problem

Vision problems have a profound effect on a child's development including schooling, and day to day activities.

It's difficult to catch a ball if you can't see it!

Most children will accept vision problems and adapt. They rarely complain as they believe everyone sees the world just like they do.

All children should have a full eye examination before starting school and regularly as they progress through primary and secondary years.



Signs

Family photos can be a helpful insight into a child's vision. Take a closer look at those happy snaps; are there signs of:

- an eye not fully open
- turning or tilting of the head
- unequal colour and or brightness of each eye.

Along with allergies and asthma, eye disorders are the most common long-term health problems experienced by children.

4 Screening Stations


Spot Vision Camera



Purpose: portable camera is used to screen for:

Myopia near sightedness
Hyperopia far sightedness
Astigmatism blurred vision
Binocular eye misalignment
Anisocoria unequal pupil size
Anisometropia refractive error

Visual Acuity



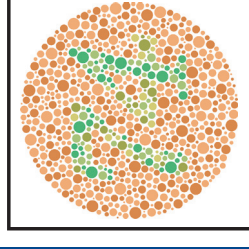
Purpose: To assess how sharp vision is at longer distances.
A symbol chart is placed at a 3m distance, children are asked to cover each eye and read the symbols which are visible.

Depth Perception



Purpose: To assess binocular function at a close distance.
Wearing polarising spectacles the child is asked if they can see or 'pick up' the fly jumping off the page.

Colour Vision



Purpose: To assess how a child perceive colours.
A child is asked to distinguish coloured numbers on a variety of contrasting backgrounds.

